

AESTHETICS



**OTIS**



# Contents

---

CEILING:  
4601L Type: Champagne golden mirror stainless  
+ LED downlight (EEC is unavailable)

FRONT WALL:  
Hairline stainless steel

REAR WALL:  
Champagne golden mirror stainless steel SK-45

SIDE WALL:  
Color metal of white marble stone

<b>MODULAR CABS</b>	<b>05</b>
<b>MODULAR CAB ACCESSORIES</b>	<b>24</b>
<b>CLASSIC CABS</b>	<b>25</b>
<b>CLASSIC CAB ACCESSORIES</b>	
<b>CEILINGS</b>	<b>30</b>
<b>HANDRAILS</b>	<b>33</b>
<b>FLOORS</b>	<b>35</b>
<b>CALL DEVICES</b>	
<b>CAR OPERATING PANEL</b>	<b>37</b>
<b>HALL BUTTON PANEL</b>	<b>39</b>
<b>BUTTONS</b>	<b>45</b>
<b>ENTRANCE DECORATION</b>	<b>47</b>
<b>ETCHED DECORATION</b>	<b>49</b>
<b>LUXURY CABS</b>	<b>inserts</b>



# Modular Cabs

The new Otis Modular Cab Aesthetic concept provides you exclusive customized cab designs with nearly endless possibilities. Raised or flat car panels provide visual drama and a vast palette of colors and materials will make your design unique to you. Our wide range of floors, ceilings and handrails make it effortless to distinguish your cab.

Evoke your architecture vision by experiencing the new Otis Modular Cab Aesthetics.




2600

2601

2602

2614




2603

2604

2605

2615

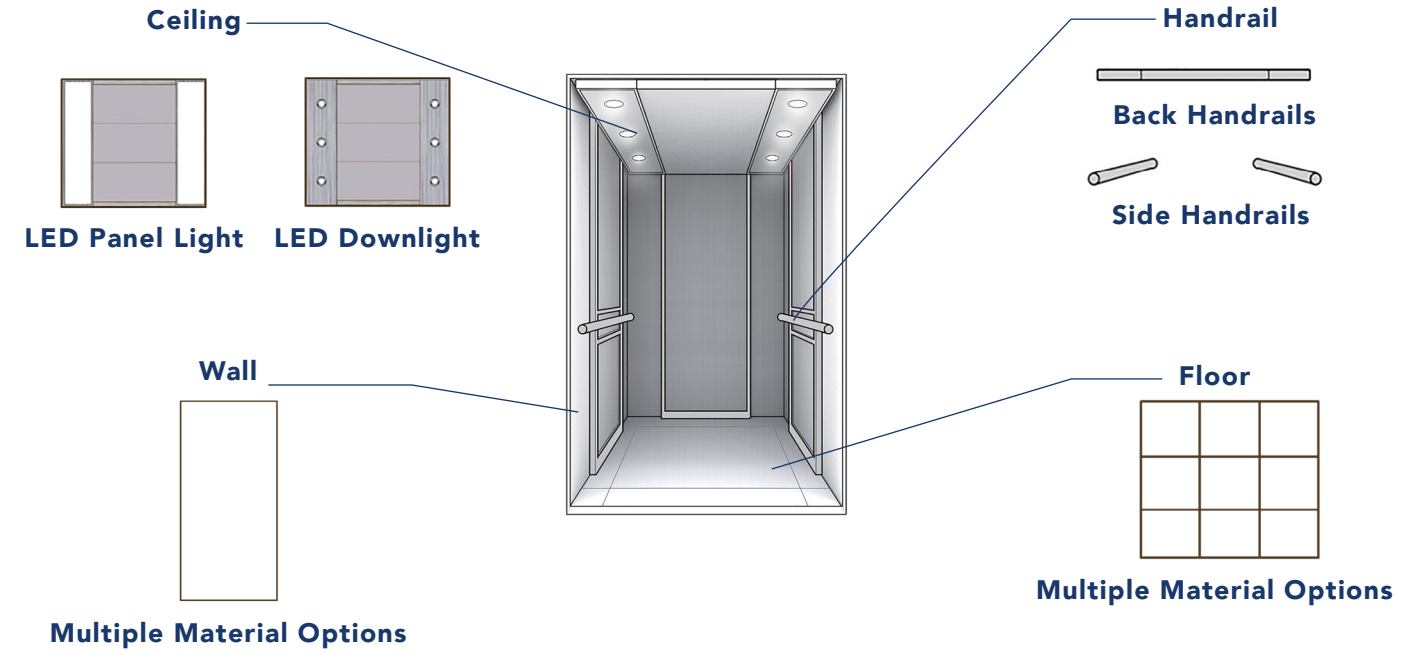


2616

2617

2606

2607




2608

2609

2610

2611



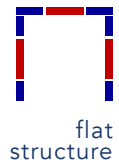
2612

2613

2618

# 2600

2600A\_AS



## SPECIFICATIONS

**SIDE WALL**

Painted steel RAL120\_MPL  
Color metal of burma teak  
Painted steel RAL120\_MPL

**FLOOR**

4901DB

**FRONT WALL**

Hairline stainless steel

**REAR WALL**

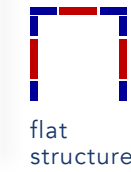
Painted steel RAL120\_MPL  
Mirror stainless steel  
Painted steel RAL120\_MPL

**Ceiling**


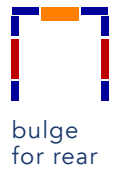
4601 Type: Hairline stainless steel + LED downlight

# 2601

2601A\_AS



2601B\_AS



## SPECIFICATIONS

**SIDE WALL**

Sand stainless steel  
Sand stainless steel  
Titanium black mirror st.st

**FLOOR**

4901DD

**FRONT WALL**

Hairline stainless steel

**REAR WALL**

Titanium black mirror st.st  
Sand stainless steel  
Titanium black mirror st.st

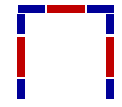
**Ceiling**

4600L Type: Mirror stainless steel + LED panel light

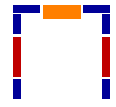


# 2602



2602A\_AS 2602B\_AS



flat structure



bulge for rear



## SPECIFICATIONS

### SIDE WALL

Titanium black mirror st.st  
Mirror st.st SK-2  
Titanium black mirror st.st

### FLOOR

4901DB

### FRONT WALL

Hairline stainless steel

### REAR WALL

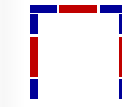
Titanium black mirror st.st  
Mirror st.st SK-2  
Titanium black mirror st.st

### Ceiling

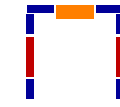
4600L Type: Mirror stainless steel + LED panel light

# 2614

2614A\_AS 2614B\_AS



flat structure



bulge for rear



## SPECIFICATIONS

### SIDE WALL

Painted steel RAL9005  
Titanium black mirror st.st  
Titanium black mirror st.st

### FLOOR

4901DG

### FRONT WALL

Hairline stainless steel

### REAR WALL

Painted steel RAL9003HL



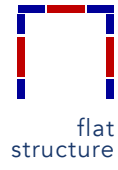
### Ceiling

4600L Type: Mirror stainless steel + LED panel light



# 2603

2603A\_AS 2603B\_AS



## SPECIFICATIONS

**SIDE WALL**

Painted steel RAL780\_MPL  
Painted steel RAL780\_MPL  
Mirror stainless steel

**FLOOR**

4901 PVC MA-0201

**FRONT WALL**

Hairline stainless steel

**REAR WALL**

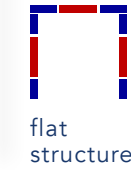
Mirror stainless steel  
Color metal of champagne golden texture  
Mirror stainless steel

**Ceiling**

4600L Type: Mirror stainless steel + LED panel light

# 2604

2604A\_AS



## SPECIFICATIONS

**SIDE WALL**

Sand stainless steel  
Painted steel RAL140\_MPL  
Painted steel RAL140\_MPL

**FLOOR**

4901DF

**FRONT WALL**

Hairline stainless steel

**REAR WALL**

Painted steel RAL140\_MPL  
Mirror stainless steel  
Painted steel RAL140\_MPL

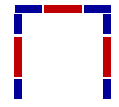
**Ceiling**

4600L Type: Sand stainless steel + LED panel light

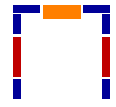


# 2605

2605A\_AS 2605B\_AS



flat structure



bulge for rear



## SPECIFICATIONS

### SIDE WALL

Sand stainless steel  
Mirror stainless steel  
Sand stainless steel

### FRONT WALL

Hairline stainless steel

### REAR WALL

Sand stainless steel  
Color metal of oak  
Sand stainless steel

### FLOOR

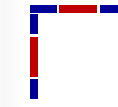
Carp01

### Ceiling

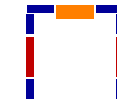
4600L Type: Mirror stainless steel + LED panel light

# 2615


2615A\_AS 2615B\_AS



flat structure



bulge for rear



## SPECIFICATIONS

### SIDE WALL

Painted steel RAL140\_MPL

### FRONT WALL

Hairline stainless steel

### REAR WALL

Titanium black mirror st.st  
Painted steel RAL140\_MPL  
Titanium black mirror st.st

### FLOOR

4901EM

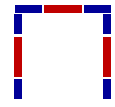
### Ceiling

4600L Type: Hairline stainless steel + LED panel light

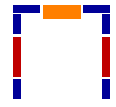


# 2616

2616A\_AS 2616B\_AS



flat structure



bulge for rear



## SPECIFICATIONS

**SIDE WALL**

Painted steel RAL7048PL

**FRONT WALL**

Hairline stainless steel

**REAR WALL**

Painted steel RAL7048PL  
Mirror stainless steel  
Painted steel RAL7048PL

**FLOOR**

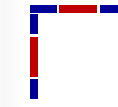
4901DB

**Ceiling**

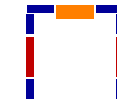
4600L Type: Mirror stainless steel + LED panel light

# 2617

2617A\_AS 2617B\_AS



flat structure



bulge for rear



## SPECIFICATIONS

**SIDE WALL**

Mirror stainless steel  
Painted steel RAL150\_MPL  
Mirror stainless steel

**FRONT WALL**

Hairline stainless steel

**REAR WALL**

Painted steel RAL8028SL

**FLOOR**

4901EC

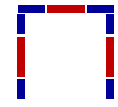
**Ceiling**

4600L Type: Mirror stainless steel + LED panel light

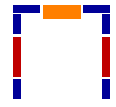


# 2606

2606A\_AS 2606B\_AS



flat structure



bulge for rear



## SPECIFICATIONS

### SIDE WALL

Mirror stainless steel  
Painted steel RAL120\_MPL  
Mirror stainless steel

### FLOOR

4901DB

### FRONT WALL

Hairline stainless steel

### REAR WALL

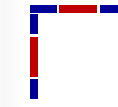
Mirror stainless steel  
Color metal of burma teak  
Mirror stainless steel

### Ceiling

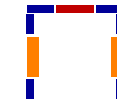
4601 Type: Sand stainless steel + LED downlight

# 2607

2607A\_AS 2607C\_AS



flat structure



bulge for side



## SPECIFICATIONS

### SIDE WALL

Mirror stainless steel  
Color metal of ebony  
Mirror stainless steel

### FLOOR

4901DA

### FRONT WALL

Hairline stainless steel

### REAR WALL

Mirror stainless steel  
Color metal of elegant white cloth  
Mirror stainless steel

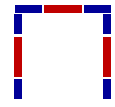
### Ceiling

4600L Type: Mirror stainless steel + LED panel light

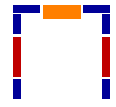


# 2608

2608A\_AS 2608B\_AS



flat structure



bulge for rear



## SPECIFICATIONS

### SIDE WALL

Color metal of red sandalwood wood  
Color metal of red sandalwood wood  
Titanium black mirror stainless steel

### FLOOR

4901DG

### FRONT WALL

Hairline stainless steel

### REAR WALL

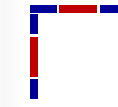
Titanium black mirror st.st  
Rose golden mirror st.st SK-42  
Titanium black mirror st.st

### Ceiling


4600L Type: Mirror stainless steel + LED panel light

# 2609


2609A\_AS 2609B\_AS



flat structure



bulge for rear



## SPECIFICATIONS

### SIDE WALL

Color metal of bright yellow  
Color metal of bright yellow  
Titanium black mirror st.st

### FLOOR

4901DE

### FRONT WALL

Hairline stainless steel

### REAR WALL

Titanium black mirror st.st  
Mirror st.st SK-43  
Titanium black mirror st.st

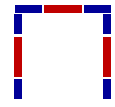
### Ceiling

4600L Type: Mirror stainless steel + LED panel light

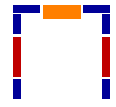


# 2610


2610A\_AS 2610B\_AS



flat structure



bulge for rear



## SPECIFICATIONS

### SIDE WALL

Color metal of bright red  
Color metal of bright red  
Titanium black mirror st.st

### FRONT WALL

Hairline stainless steel

### REAR WALL

Titanium black mirror st.st  
Mirror st.st SK-43  
Titanium black mirror st.st

### FLOOR

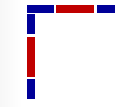
4901DE

### Ceiling


4600L Type: Mirror stainless steel + LED panel light

# 2611


2611A\_AS 2611B\_AS



flat structure



bulge for rear



## SPECIFICATIONS

### SIDE WALL

Color metal of bright black pearl  
Color metal of bright black pearl  
Mirror stainless steel

### FRONT WALL

Hairline stainless steel

### REAR WALL

Mirror stainless steel  
Mirror st.st SK-43  
Mirror stainless steel

### FLOOR

4901DG

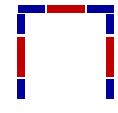
### Ceiling

4600L Type: Mirror stainless steel + LED panel light

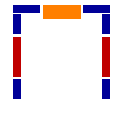


# 2612


2612A\_AS 2612B\_AS



flat structure



bulge for rear



## SPECIFICATIONS

**SIDE WALL**

Color metal of white marble stone

**FRONT WALL**

Hairline stainless steel

**REAR WALL**

Champagne golden mirror stainless steel SK-45

**FLOOR**

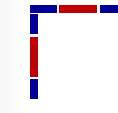
4901DD

**Ceiling**

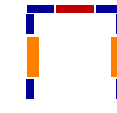
4601L Type: Champagne golden mirror stainless steel + LED downlight

# 2613


2613A\_AS 2613C\_AS



flat structure



bulge for side



## SPECIFICATIONS

**SIDE WALL**

Color metal of red wood  
Color metal of golden texture  
Color metal of red wood

**FRONT WALL**

Hairline stainless steel

**REAR WALL**

Color metal of red wood  
Champagne golden mirror st.st SK-44  
Color metal of red wood

**FLOOR**

Carp02

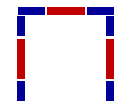
**Ceiling**

4600L Type: Champagne golden mirror stainless steel + LED panel light

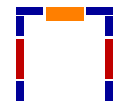


# 2618

2618A\_AS 2618B\_AS



flat structure



bulge for rear



## SPECIFICATIONS

### SIDE WALL

Color metal of elegant white cloth  
Color metal of cow leather texture  
Color metal of elegant white cloth

### FLOOR

4901EG

### FRONT WALL

Hairline stainless steel

### REAR WALL

Color metal of elegant white cloth  
Color metal of Cow leather texture  
Color metal of elegant white cloth

### Ceiling

4600L Type: Mirror stainless steel + LED panel light

## Ceiling



4600L panel light



4601L downlight

### Specs

EEC: Available for both 4600L and 4601L  
Painted steel optional colors: RAL780\_MPL/  
RAL120\_MPL/ RAL140\_MPL

## Handrails



4900AA\_A


Base: Hairline stainless steel  
Handrail: Hairline stainless steel



4900AA\_B

Base: Mirror stainless steel  
Handrail: Mirror stainless steel

## Floors




4901DA



4901DB




4901DD



4901DE




4901DF



4901DG




Carp01



Carp02



4901 MA-0201



AB\_8305

### Specs

Floor finish: PVC  
Size per unit: 450mmx450mm (4901DF is the combination of two kinds of PVC)  
Recess for decorate: 3mm



# 2130

## Optional painted color




RAL7038




RAL9002



RAL110-1



RAL1036



RAL9022



RAL6019

The color showed here is for reference only as chromatic aberration in print.



## SPECIFICATIONS

**WALL**

Painted steel RAL7038



**FLOOR**

4901 PVC MA-0201

### Ceiling

B4091L Type: Painted steel  
RAL9002 + LED tube light  
EEC is unavailable

# 2120



## SPECIFICATIONS

**WALL**

Hairline stainless steel

**FLOOR**


4901 AH

### Ceiling

4082L Type: Painted steel RAL9022 +  
LED panel light  
EEC is unavailable



# 2124



## SPECIFICATIONS

**FRONT WALL**

Hairline stainless steel

**OTHER WALL (CENTER)**

Mirror stainless steel

**OTHER WALL (SIDE)**

Hairline stainless steel

**FLOOR**

4901 PVC MA-0201

**Ceiling**

4087L Type: Painted steel RAL9022  
+ LED panel light  
EEC is unavailable

# 2220



## SPECIFICATIONS

**SIDE WALL**

Hairline stainless steel

**REAR WALL (CENTER)**

Mirror stainless steel

**REAR WALL (SIDE)**

Hairline stainless steel

**FRONT WALL**

Hairline stainless steel

**FLOOR**



4901 PVC MA-0201

**Ceiling**

4094L Type: Painted steel RAL9002 +  
LED panel light  
EEC is available



# 2110



## SPECIFICATIONS

**WALL**

Titanium mirror stainless steel

**FLOOR**

4901 PVC MA-0201

**Ceiling**

4081L Type: Painted steel RAL9002  
+ LED panel light  
EEC is available

# Ceilings

Ceiling	Standard Frame Material	Optional Frame Material		Emergency Exit EEC	Deep Car
		Painted Color	Stainless Steel		
4020AL	M6002	☉	☉	☉	☉
4051AL	M6002	☉	☉	☉	☉
<b>LED</b> 4074L	M6004	☉	☉	☉	☉
<b>LED</b> 4081L	W1003	☉	☉	☉ when Code= EN81_20_2014	☉
<b>LED</b> 4082L	Hairline Stainless Steel	●	☉	☉ when DW≥1200 & DD≥1350	☉
<b>LED</b> 4087L	M6004	☉	☉	☉ when Code= EN81_20_2014	☉
<b>LED</b> 4094L	W1003	☉	☉	☉	☉
4095L	Hairline Stainless Steel	NA	Vibration st.steel	☉ when Code= EN81_20_2014	NA
<b>LED</b> 4170L	R3001	☉	NA	NA	☉
<b>LED</b> 4180L	M6004	☉	●	NA	☉
<b>LED</b> B4091L	W1001	☉	NA	☉ when Code= EN81_20_2014	☉
<b>LED</b> B4100L	W1001	☉	NA	NA	☉

All ceiling items ending in L are LED energy-saving ceilings.  
LED ceiling ensures a longer life time with more energy-saving and more environmental.

**NOTE 1:** All pictures shown are based on 1000kg duty. Please contact Otis for specific requirements.  
**NOTE 2:** More ceilings parameters, please refer to Passenger\_ICD  
**NOTE:** B4100L could be also available for Modular Cabs.

☉ Optional    ● Contact CLC





4020AL



4051AL




4094L




4095L




4074L




4081L



4170L



4180L



4082L



4087L



B4091L



B4100L



# Handrails



**4900-A:** Hairline st. steel  
**4900-B:** Mirror st. steel



**4900A-A:** Hairline st. steel  
**4900B-B:** Mirror st. steel



**4900F:** Hairline st. steel



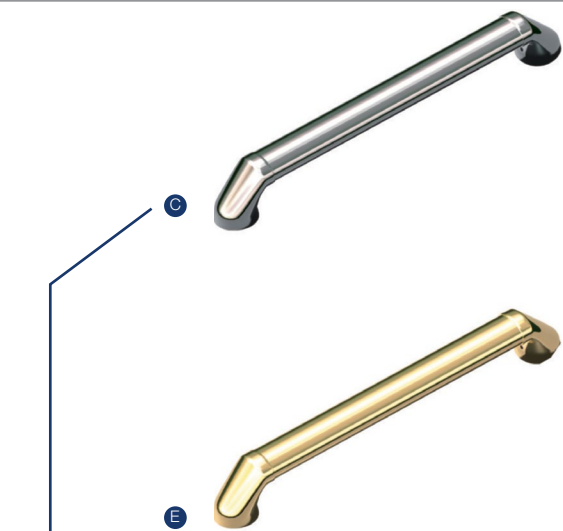
## 4900S

**Base:** Mirror finish  
**Connection Cap:** Mirror finish

C

**Base:** Titanium Mirror finish  
**Connection Cap:** Titanium mirror finish

E



4900S

The 4900 R&S series handrail consists of base and connection cap. OTIS classical design concept is extended to the handrail, with its ends inset into the car wall. Finish combination shown below.

## 4900R

**Base:** Semi-gloss finish  
**Connection Cap:** Mirror finish

B

**Base:** Mirror finish  
**Connection Cap:** Mirror finish

C

**Base:** Titanium mirror finish  
**Connection Cap:** Titanium mirror finish

E



4900R

Exquisite handrails




# FLOORS




## 4901 PVC MA-0201

**Color:** MA-0201  
**Finish:** PVC  
**Size:** 450\*450\*3(mm)




## 4901AH

**Color:** Picture on the left shows the entire effect  
**Finish:** PVC  
**Size:** 450\*450\*3(mm)




## 4901AE

**Color:** A-105  
**Finish:** Rubber  
**Size:** 500\*500\*3(mm)



## 4901AM


**Finish:** Steel  
**Thickness:** 3mm



## 4901AN


**Finish:** Stainless Steel  
**Floor Thickness:** 3mm

Floor 4901EA~4901EM could also be available for Modular Cabs.




## 4901EA

**Finish:** PVC  
**Size:** 600\*600\*3(mm) when in side car width≤1200;  
 914\*914\*3(mm) when in side car width>1200



## 4901EB

**Finish:** PVC  
**Size:** 600\*600\*3(mm) when in side car width≤1200;  
 914\*914\*3(mm) when in side car width>1200




## 4901EC

**Finish:** PVC  
**Size:** 600\*600\*3(mm) when in side car width≤1200;  
 914\*914\*3(mm) when in side car width>1200




## 4901ED

**Finish:** PVC  
**Size:** 600\*600\*3(mm) when in side car width≤1200;  
 914\*914\*3(mm) when in side car width>1200



## 4901EE

**Finish:** PVC  
**Size:** 600\*600\*3(mm) when in side car width≤1200;  
 914\*914\*3(mm) when in side car width>1200



## 4901EF

**Finish:** PVC  
**Size:** 600\*600\*3(mm) when in side car width≤1200;  
 914\*914\*3(mm) when in side car width>1200



## 4901EG

**Finish:** PVC  
**Size:** 600\*600\*3(mm) when in side car width≤1200;  
 914\*914\*3(mm) when in side car width>1200




## 4901EH

**Finish:** PVC  
**Size:** 600\*600\*3(mm) when in side car width≤1200;  
 914\*914\*3(mm) when in side car width>1200



## 4901EL

**Finish:** Parquet PVC

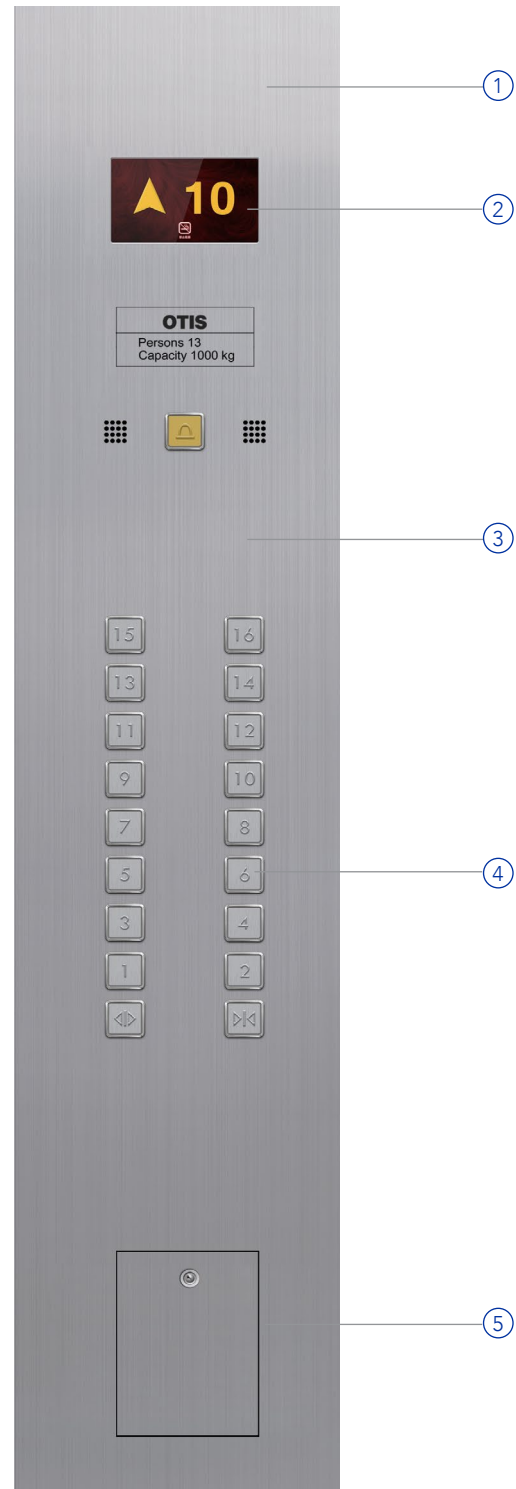


## 4901EM

**Finish:** Parquet PVC




# COP2



## Optional Display


### 7" TFT-LCD



### CPI Frame



10.4" TFT-LCD  
UI 10



12.1" TFT-LCD  
UI 10



6.4" STN-LCD

**Optional Faceplate:** Mirror stainless steel/ Titanium mirror stainless steel/ Vibration stainless steel

**Optional Floor Button:** BR27A/ BR27A(B)/ BR27B(K)/ BR32A(B)/ BR32A/ BR36A/ BR36A(B)/ BS35B/ BS34C/ BR34C(B)/ BS34(B)

**Optional Display:** 7" TFT-LCD/10.4" TFT-LCD/12.1" TFT-LCD/10.4" TFT-LCD Multimedia/12.1" TFT-LCD Multimedia/6.4" STN-LCD

**Location:** For COP at front and at side center

**Applicable Stops:** 2-64

1. Faceplate 2. Display 3. Intercom 4. Floor Button 5. Service Switch

# COP8-P


**Faceplate:** Hairline stainless steel/ Mirror stainless steel/ Titanium mirror stainless steel

**Button:** BR27A(B)/ BR27A/ BR27B(K)/ BR32A(B)/ BR32A/ BR36A/ BR36A(B)/ BS35B/ BR34C(B)/ BS34D(B)

**Display:** 7" TFT-LCD

**Location:** For COP at side center only

**Applicable Stops:** 2-36



1. Faceplate 2. Display 3. Intercom 4. Floor Button 5. Service Switch

**\*Notice:** COP is not the full length of the cab wall.

# COP16

**Faceplate:** Hairline stainless steel

**Floor Button:** BR34G/ BR34G(B)

**Display:** LED\_W/ LED\_R

**Location:** Front and Side available

**Applicable Stops:** 2-36

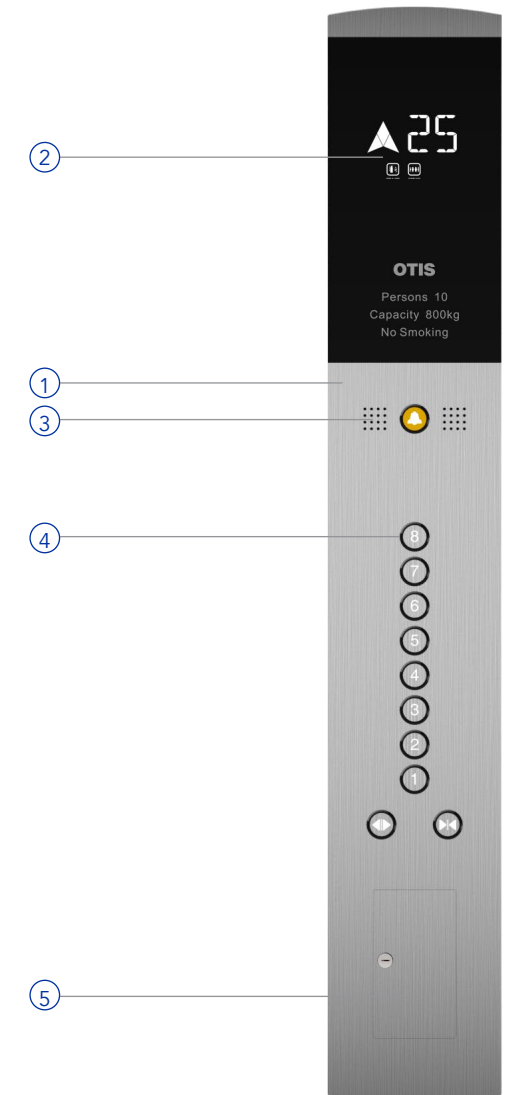
**Application:** Standard for Arise elevator



LED\_W



LED\_R



1. Faceplate 2. Display 3. Intercom 4. Floor Button 5. Service Switch

# Combined HBP11

**Standard Display:** STN-LCD  
**Optional Display:** TFT-LCD/ BND-LCD

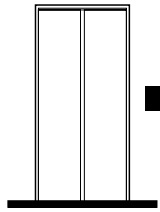
**Standard Faceplate:** Hairline stainless steel  
**Optional Faceplate:** Mirror stainless steel

**Standard Button:** BR27B  
**Optional Button:** BR32A(B)/ BR34C(B)/ BS34D(B)/ BS34C

## Standard



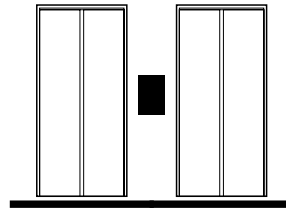
HBP11-STN Simplex



▲ Integral hall buttons (Simplex)



HBP11-STN Duplex



● Integral hall buttons (Duplex)

## Optional



HBP11-TFT Simplex

4.3" TFT-LCD options for simplex



UI 2



UI 15



UI 16



UI 18



HBP11-BND

4.3" BND-LCD options for simplex



UI 15




UI 16



HBP11-TFT Duplex

TFT-LCD options for duplex




UI 2



UI 15



UI 16



UI 18

# Separate HBP11

HPI (Hall Position Indicator)



7" STN-LCD



7" TFT-LCD

HL (Hall Lantern)



HL11 Hairline st.steel



HL11 Mirror st.steel



CHL11\_L7

HBP (Hall Button Panel)



HBP11-B Hairline st.steel



HBP11-B Mirror st.steel

Park Switch



Hairline st.steel

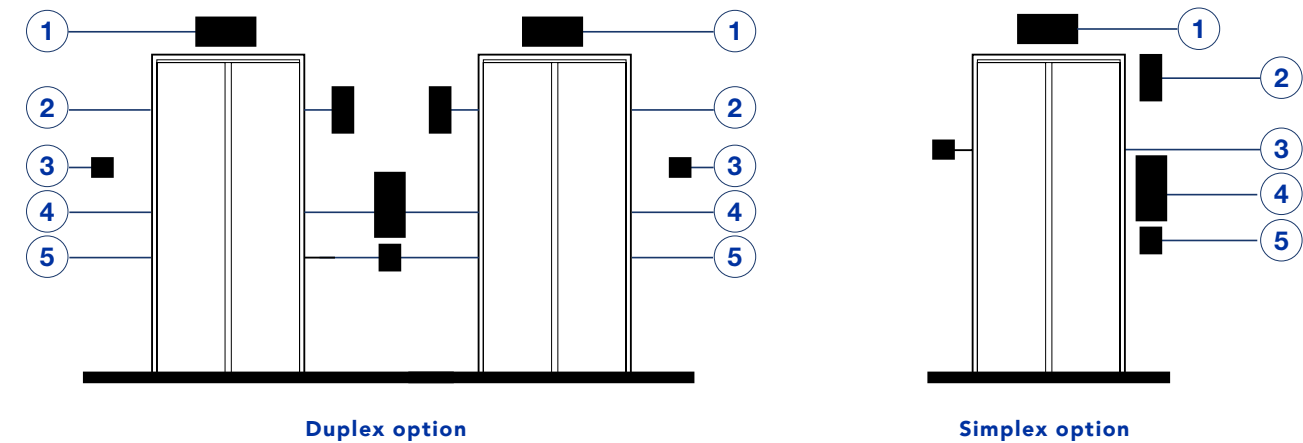


Mirror st.steel

Fire Switch



Aluminium Alloy



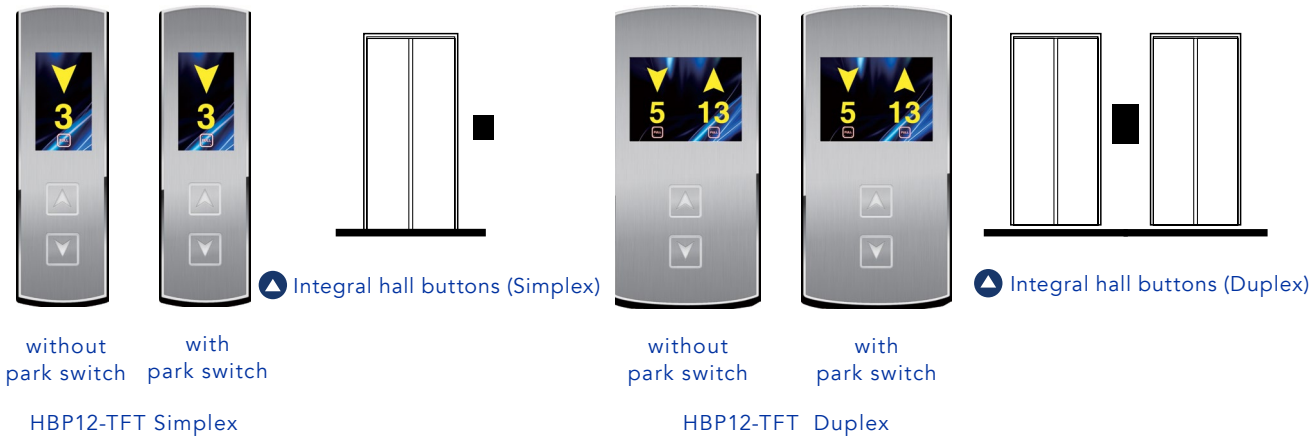
1. Hall Position Indicator 2. Hall Lantern 3. Fire Switch 4. Hall Button 5. Park Switch



# Combined HBP12

## Standard

**Display:** 4.3" TFT-LCD (UI 2)  
**Faceplate:** Hairline stainless steel  
**Button:** BS34F



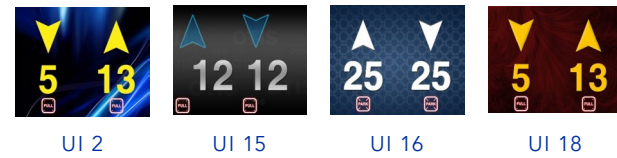
## Optional

**Display:** 4.3" TFT-LCD (UI 15/ UI 16/ UI 18)  
**Faceplate:** Mirror stst/ Titanium mirror stst/  
 STROS/ SK-40-8K/ SK-40-8KT/  
 SK-40-8KR/ SK-41-8K/ SK-41-8KT/  
 SK-41-8KR  
**Button:** BS34E/ BR34E/ BS34F/ BS34F(B)/  
 BR34F/ BR34F(B)

### Simplex TFT Display



### Duplex TFT Display



## Faceplate options



# Separate HBP12

## HPI (Hall Position Indicator)



Hairline st.steel      Hairline st.steel

## Fire Switch



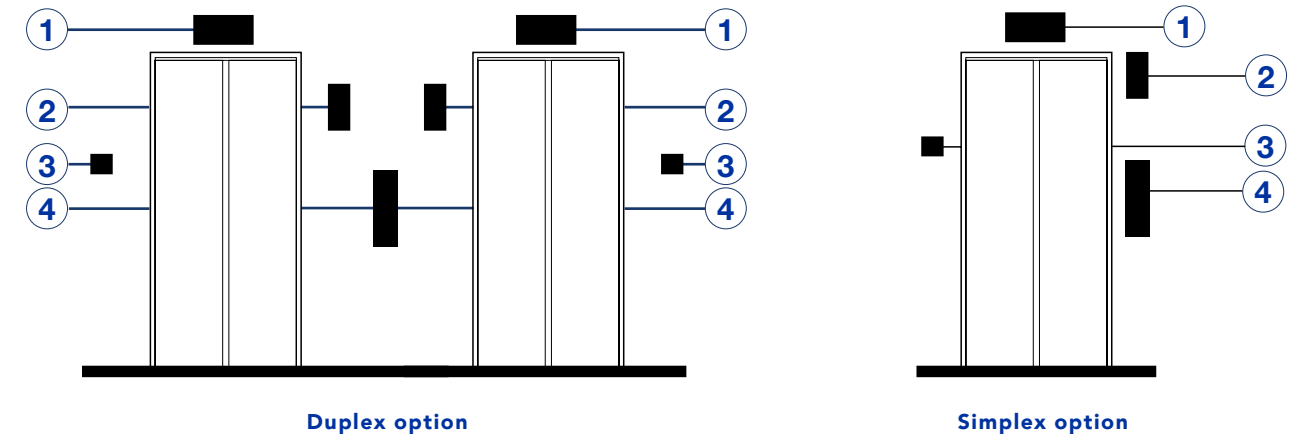
Aluminium Alloy

## HBP (Hall Button Panel)



HBP12-B Hairline st.steel      HBP12-B Mirror st.steel      Hairline st.steel      Mirror st.steel

## Hall Lantern

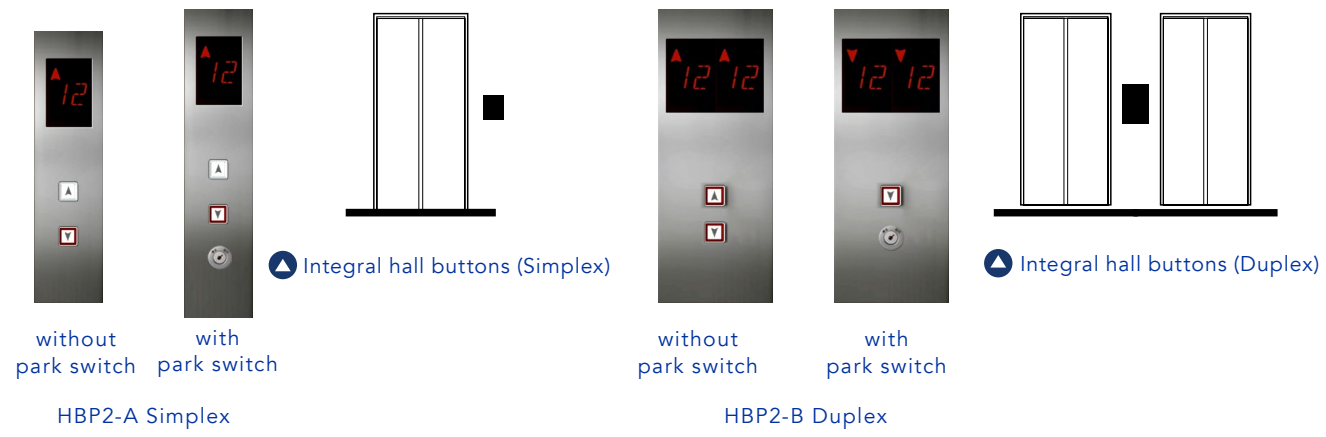


1. Hall Position Indicator    2. Hall Lantern    3. Fire Switch    4. Hall Button

# Combined HBP2


## HBP2-A

**Display:** LED  
**Button:** BS34C/ BR27B/ BR32A(B)/ BR36A/BR36A(B)  
**Faceplate:** Hairline st.st/ Mirror st.st/ Titanium mirror st.st



## Separate HBP2


### HPI (Hall Position Indicator)



### Fire Switch



### HBP (Hall Button Panel)

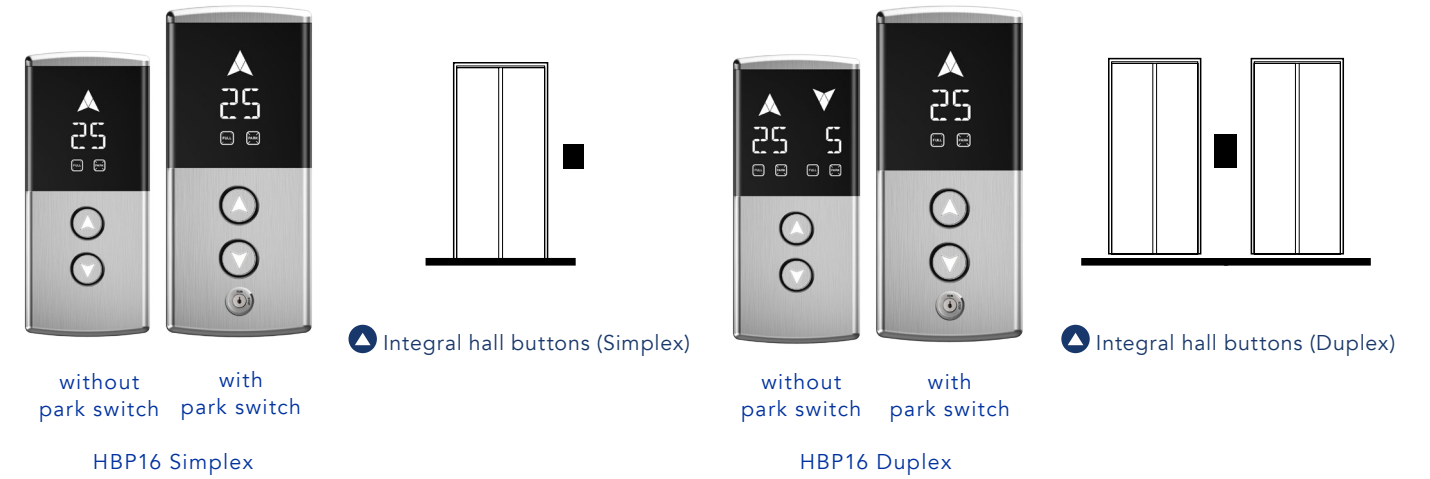


### Hall Lantern



# Combined HBP16


**Display:** LED\_W/ LED\_R  
**Button:** BR34G/ BR34G(B)  
**Faceplate:** Hairline stainless steel  
**Application:** Standard for Arise elevator






# Buttons

Available for: HBP11-A, COP2, COP8-P




**BR27A**

- 1 Hairline st. steel
- 2 Titanium mirror st. steel
- 3 Mirror st. steel




Available for: HBP11-A, COP2, COP8-P



**BR27A (B)**

- 1 Hairline st. steel with braille
- 2 Titanium mirror st. steel with braille
- 3 Mirror st. steel with braille



Available for: HBP11



**BR27B**

- 1 Hairline st. steel
- 2 Titanium mirror st. steel
- 3 Mirror st. steel



Available for: COP2, COP8-P



**BR27B(K)**

- 1 Hairline st. steel
- 2 Titanium mirror st. steel
- 3 Mirror st. steel



Available for: HBP11, COP2, COP8-P



**BR32A(B)**

- 1 Zinc alloy



Available for: HBP11, COP2, COP8-P




**BR34C (B)**

- 1 Hairline st. steel with braille
- 2 Titanium mirror st. steel with braille
- 3 Mirror st. steel with braille




Available for: HBP11, COP2, COP8-P



**BR34D (B)**

- 1 Hairline st. steel with braille
- 2 Titanium mirror st. steel with braille
- 3 Mirror st. steel with braille





Available for: HBP12 BR34E&BR34F are combined with HBP12




**BR34E  
BR34F**

- 1 Hairline st. steel
- 2 Mirror st. steel
- 3 Titanium mirror st. steel
- 4 Rose golden st. steel

**BR34F(B)**

- 1 Hairline st. steel with braille
- 2 Mirror st. steel with braille
- 3 Titanium mirror st. steel with braille
- 4 Rose golden st. steel with braille



Available for: HBP12 BS34E&BS34F are combined with HBP12



**BS34E**

- 1 Hairline st. steel
- 2 Mirror st. steel
- 3 Titanium mirror st. steel
- 4 Rose golden st. steel




**BS34F(B)**

- 1 Hairline st. steel with braille
- 2 Mirror st. steel with braille
- 3 Titanium mirror st. steel with braille



Available for: COP16/ HBP16 BR34G & BR34G(B) are combined with COP16 & HBP16



**BR34G**

- 1 Hairline stainless steel




**BR34G(B)**

- 1 Hairline stainless steel with braille



# Entrance Decoration

## Narrow Jamb

### Standard material

Painted steel

### Optional material

Hairline st. steel/ Mirror st. steel/ Titanium hairline st. steel/  
Titanium mirror st. steel/ Vibration st. steel

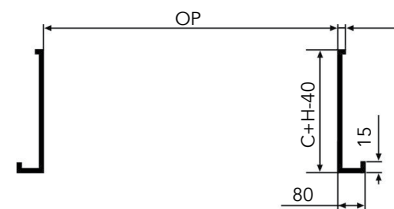


Narrow Jamb

## Wide Jamb

### Standard material

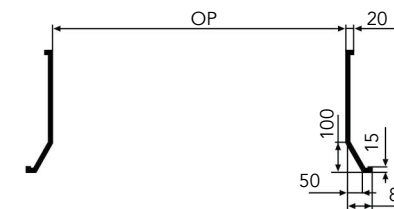
Painted steel



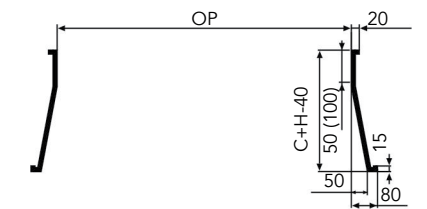
B type Wide Jamb

### Optional material

Hairline st. steel/ Mirror st. steel/ Titanium hairline st. steel/ Titanium mirror st. steel/ Vibration st. steel



D type Wide Jamb



E type Wide Jamb



# Etched Landing Door



**SK-9**  
Titanium mirror  
stainless steel



**SK-14**  
Mirror  
stainless steel



**SK-28**  
Mirror  
stainless steel



**SK-29**  
Rose golde  
stainless steel




**SK-31**  
Mirror  
stainless steel




**SK-34**  
Titanium mirror  
stainless steel

**Note:** 1. All etched landing doors are available in a fire rated model but please contact Otis for assistance.  
2. Please note that door jambs can not be made of etched stainless steel.

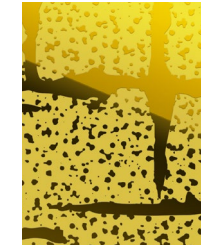
# Etched Pattern




**SK-2**




**SK-5**




**SK-6**



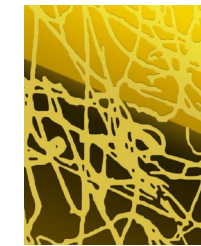
**SK-7**




**SK-8**




**SK-11**




**SK-12**




**SK-13**




**SK-18**



**SK-19**



**SK-37**



**SK-38**

**Note:** 1. All etched patterns shown on this page could be applied on Hairline st.st, mirror st.st.  
2. Titanium hairline st.st and Titanium mirror st.st are non-standard, please contact Otis for assistance.

# L1

## Handrail

Mirror stainless steel



## SPECIFICATIONS

### SIDE WALL

Color metal of China fir  
Hairline stainless steel  
Hairline stainless steel

### REAR WALL

Mirror stainless steel  
Etched mirror st.st  
Mirror stainless steel

### FRONT WALL

Hairline stainless steel

### FLOOR

Mosaic PVC

## Ceiling

Mirror stainless steel +  
LED downlight  
EEC is unavailable



# L2

## Handrail

Mirror stainless steel



## SPECIFICATIONS

### SIDE WALL

Hairline stainless steel

### FRONT WALL

Hairline stainless steel

### FLOOR

Mosaic PVC

### REAR WALL

Mirror stainless steel  
Etched mirror st.st  
Mirror stainless steel

## Ceiling

Hairline st.st + Acryl transparent panel + LED downlight  
EEC is available

# L3

## Handrail

HM-309TM: Wood grain



## Ceiling

Mirror st.st frame +  
Image vault  
EEC is available

## SPECIFICATIONS

### SIDE WALL

Mirror stainless steel  
Etched stainless steel  
Hairline stainless steel  
Vibration stainless steel  
Titanium mirror st.st

### FRONT WALL

Titanium hairline  
stainless steel

### REAR WALL

Mirror stainless steel  
Etched stainless steel  
Hairline stainless steel  
Vibration stainless steel  
Titanium mirror st.st

### FLOOR

PVC



# L4

## Handrail

HM-313TF: Titanium hairline st.steel



## SPECIFICATIONS

### SIDE WALL

Titanium mirror st.st  
Etched mirror st.st  
Etched mirror st.st

### REAR WALL

Etched mirror st.st  
Etched mirror st.st  
Titanium mirror st.st

### FRONT WALL

Titanium mirror  
stainless steel

### FLOOR

PVC

## Ceiling

Mirror st.st +

Image flat ceiling

EEC is unavailable

# T1

## Handrail

Oak



## Ceiling

Baking steel plate + Golden Foil

+ Panel light

EEC is available

## SPECIFICATIONS

### SIDE WALL

Rose golden mirror st.st  
Rose golden mirror insert  
Leather  
Rose golden mirror insert  
Rose golden mirror st.st

### FRONT WALL

Rose golden mirror  
stainless steel

### REAR WALL


Sapele wood finish  
Rose golden mirror st.st insert  
Leather  
Rose golden mirror st.st insert  
Sapele wood finish

### FLOOR

Mosaic Marble (Done by the  
Owner)



# T2



## Ceiling

4501 Type: Baking wood plate +  
Matt-finished st.st + Golden foil +  
Downlight

EEC is unavailable

## SPECIFICATIONS

### SIDE WALL

Glass mirror  
Stainless insert  
Sapele wood finish  
Ebony  
Stainless insert  
Glass mirror

### FRONT WALL

Rose golden mirror  
stainless steel

### REAR WALL

Glass mirror  
Stainless insert  
Sapele wood finish  
Ebony  
Stainless insert  
Glass mirror

### FLOOR

Mosaic Marble (Done by the  
Owner)

# T3

## Handrail

4900Q: Ebony + Titanium  
mirror st.st



## SPECIFICATIONS

### SIDE WALL

Ebony wood finish  
Titanium hairline insert  
Marble honeycomb panel  
Titanium hairline insert  
Ebony wood finish

### FRONT WALL

Titanium hairline  
stainless steel

### REAR WALL

Titanium mirror st.st  
Titanium hairline insert  
Ebony wood finish  
Titanium hairline insert  
Titanium mirror st.st

### FLOOR

Mosaic Marble (Done by the  
Owner)

## Ceiling

4502L Type: Titanium hairline st.st  
+ Transparent plate + Tawny  
painted steel + Downlight  
EEC is unavailable



— Otis Elevator Company is the world's largest manufacturer and maintainer of people-moving products including elevators, escalators and moving walkways. With headquarters in Farmington, Connecticut, Otis employs 60,000 people globally, offers products and services in approximately 200 countries and territories and maintains more than two million elevators and escalators worldwide. United Technologies Corp., based in Hartford, Connecticut, is a diversified company providing high-technology products and services to the building and aerospace industries.